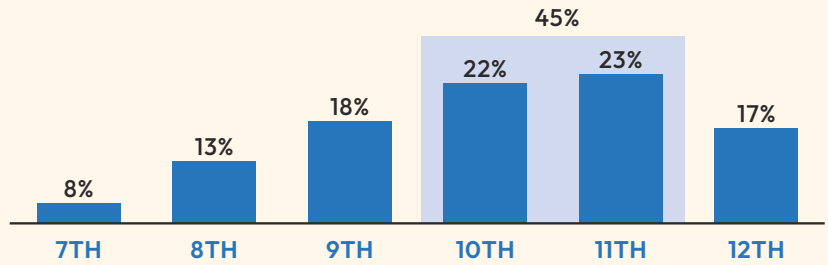


DEMOGRAPHICS

This section presents demographics and other descriptive information about survey respondents' Jewish lives, offering context for understanding the make-up of teens who participated and interpreting the findings about the influence of Jewish experiences on well-being.

GRADE

Almost half of respondents were 10th or 11th graders. There were fewer 7th and 8th graders relative to high school students (n=2490).



SEXUALITY

More than half of respondents (63%) identified as straight / heterosexual (n=2179).

STRAIGHT / HETEROSEXUAL	63%
MULTIPLE IDENTITIES	9%
BISEXUAL	8%
I AM NOT SURE	5%
LESBIAN	4%
DECLINE TO ANSWER	3%
QUEER	2%
PANSEXUAL	2%
GAY	2%
ASEXUAL	1%
I DON'T KNOW WHAT THIS QUESTION MEANS	1%
ANOTHER IDENTITY	1%

RACE / ETHNICITY

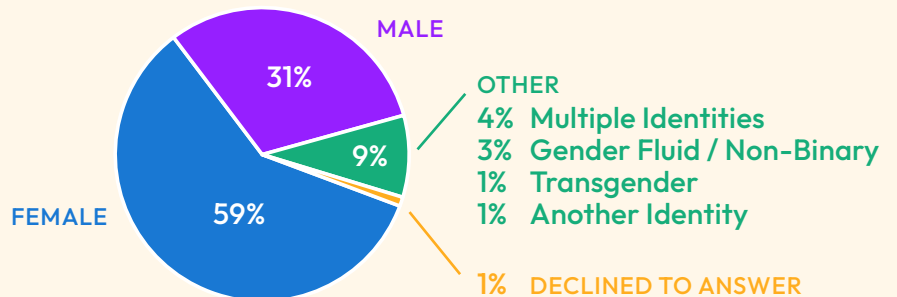
Most respondents (74%) identified as White, and 16% reported multiple racial / ethnic identities (n=2185).

WHITE	74%
MULTIPLE IDENTITIES	16%
ANOTHER IDENTITY	3%
MIDDLE EASTERN OR NORTH AFRICAN	2%
DECLINE TO ANSWER	2%
LATINO / A, LATINX, OR LATINE	1%
ASIAN/ASIAN AMERICAN	1%
BLACK / AFRICAN AMERICAN	0.5%
AMERICAN INDIANS AND ALASKA NATIVES	0.3%
NATIVE HAWAIIAN / PACIFIC ISLANDER	0.2%

GENDER

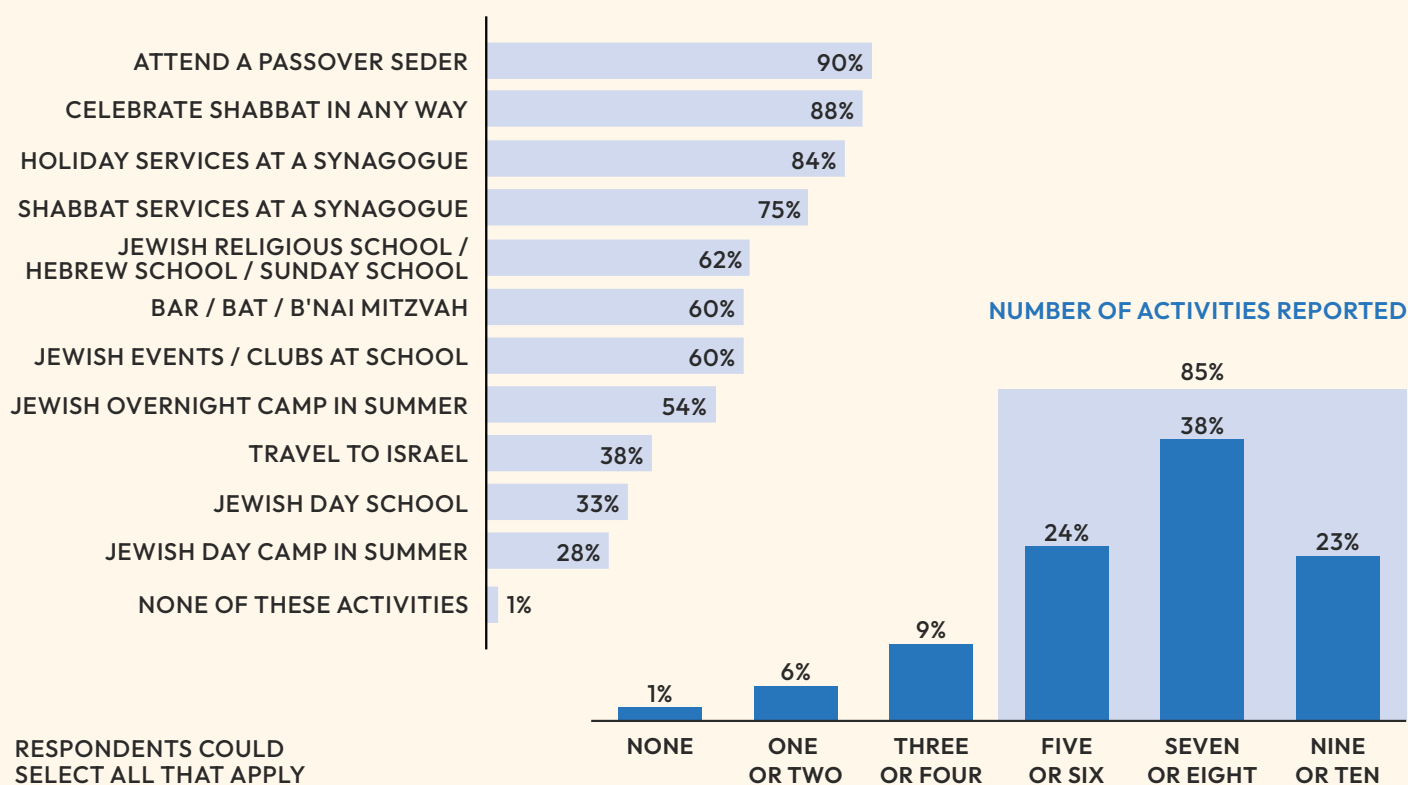
More than half of respondents (59%) were female and 31% were male.

The other (9%) reported multiple gender identities, identified as gender fluid / non-binary, transgender, or indicated that they identified in another way (n=2195).

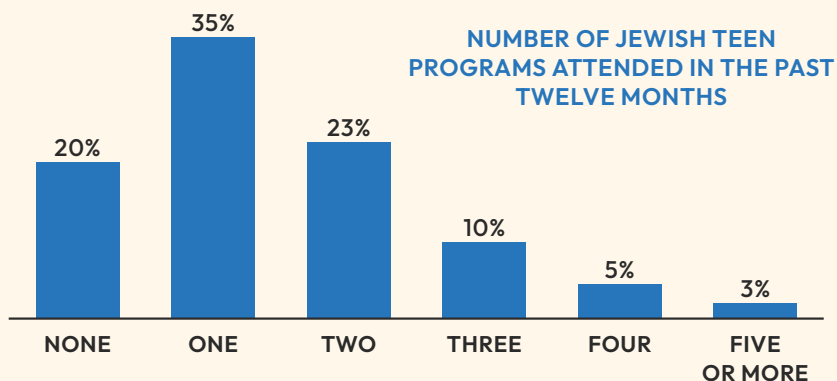


Teens who responded to the survey took part in Jewish life at relatively high rates. Most (85%) took part in five or more Jewish activities in the past three years, while just 1% did not participate in any Jewish activities. Almost all (90%) attended a Passover Seder, which is one of the most common practices for Jews.⁷ Teens reported similarly high participation in Jewish life by celebrating Shabbat (88%) or attending High Holiday services (84%) (n=2486).

"IN THE PAST THREE YEARS, HAVE YOU PARTICIPATED IN ANY OF THE FOLLOWING?"



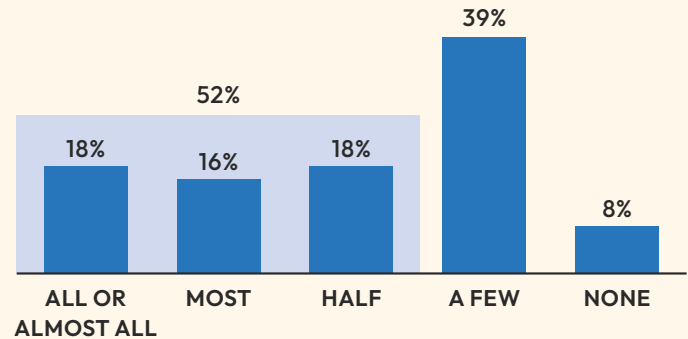
For most respondents, participation in Jewish teen programming was infrequent. The largest percentage (58%) said they participated in one or two programs in the past 12 months, and another 20% did not participate at all (n=2384).



JEWISH EXPERIENCES

About half of survey respondents (52%) reported that at least half of their closest friends are Jewish, and the other 48% reported having few or no close Jewish friends (n=2488).

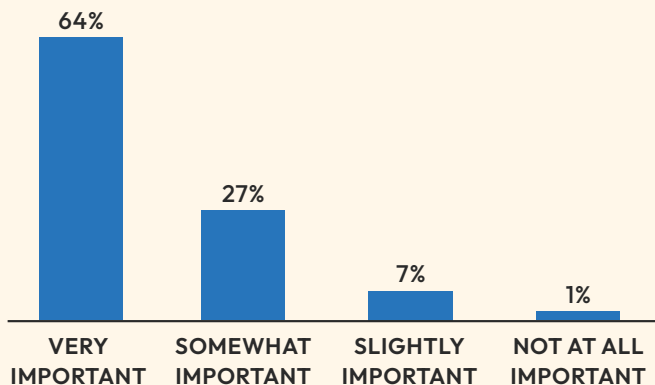
“HOW MANY OF YOUR CLOSEST FRIENDS IDENTIFY AS JEWISH?”



Most respondents said being Jewish was very important to them personally (64%) and for their families (63%). Only 1% said being Jewish was not important at all to them or their families.

“HOW IMPORTANT IS BEING JEWISH TO YOU, PERSONALLY?”

(n=2489)



“HOW IMPORTANT IS BEING JEWISH FOR YOUR FAMILY?”

(n=2490)

